



THE  
**SAFETY SHOWER**  
PEOPLE

## 1350 LITRE TANK SHOWER

With no reliance on a power or water supply to operate tank showers are the most reliable emergency showers available. This, combined with the fact that they can be deployed in areas away from reliable water supplies, means they are a very popular choice of shower for many customers.

The base unit is customisable with a wide variety of add on features and integrated eye bath options. This means an SSP shower can be designed to meet even the most stringent health and safety policy obligations.

This 1350 litre model gives 17.8 minutes of uninterrupted flow at 76 litres per minute or 33.75 minutes at 40 litres per minute.



## KEY FEATURES

### All Stainless Design

Apart from some components, our showers are constructed in high quality, durable stainless steel. This means our showers last longer than many competitor products which use cheaper plastics. This is particularly true when they are situated outdoors and exposed to the elements.

### Heavy Duty Heating Element

The heaters used in our tank showers have a long element and are of a robust design. This means that the mean time between failure is significantly higher than on other cheaper models.

### High Quality Insulation

We use high quality polyethylene insulation as opposed to cheaper EPS. Polyethylene has one of the highest R ratings of any insulation meaning that the heating element needs to do less work, reducing running costs and improving heating element life.

### Meets EN and ANSI Standards

Our tank showers are built to meet and exceed both the EN15154-1 and ANSI Z358.1 standards.

### ATEX

ATEX compliant models available

### Technical Details

Filling inlet	1 1/4" BSP ball valve
Operating pressure	NA Gravity Fed
Flow	40 or 76 l/min (depending on shower head)
Eye wash flow rate	16 l/min
Test Pressure	NA gravity fed

Phone: 01273 400092 e-mail: [info@safetyshowerpeople.co.uk](mailto:info@safetyshowerpeople.co.uk)



## STANDARDS

ANSI Z358.1 This shower will meet the ANSI standard if fitted with the 76 l/min shower head and if the shower is connected to a tepid water supply.

EN15154-1 This shower will meet all EN standards.

With both standards there are elements governing the positioning, deployment and alarm systems that may need to be met by adding elements from the options below which will depend on each individual situation. Please speak to our experts to determine which are necessary to meet your company's obligations

## OPTIONAL EXTRAS

### Integrated Eye Shower Options

The basic shower unit can be fitted with an integrated eye wash unit. This eye wash will operate independently of the main shower and is suitable for minor spills or splashes where a full body shower would not be appropriate. There are several different styles of eye wash to choose from.



Covered eye and face shower with bowl



Twin eye wash on flexible hose



Twin eye wash fixed

### Other options


The shower unit can be supplemented with a variety of add on items to increase the utility of the shower and meet the requirements of any given health and safety policy.




Position light



Additional hand shower for use with prone personnel



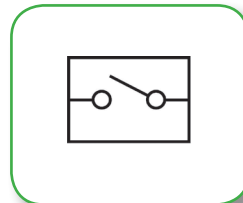
Catchment sump to collect run off water.



Platform actuation



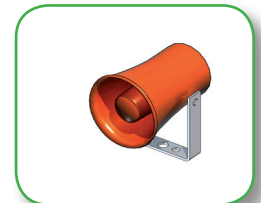
Side and back panels




Activation alarm switch for main shower and / or eyewash



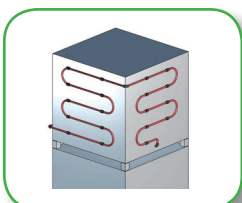
High visibility sign



Usage alarm siren (requires activation alarm switch)




Sun shade for hot climates




Sun shade for hot climates



High Capacity Shower Head



Immersion Heater



Thermostatically controlled immersion heater ATEX approve

## MATERIALS OF CONSTRUCTION

Shower main structure	Stainless steel
Fittings	Stainless steel/ plastic
Tank	Stainless steel
Eye shower covered casing	ABS plastic, PMMA coated
Side panels	Stainless steel
Temperature indicator	Stainless steel
Pipe & valves	Stainless steel/ plastic



THE  
SAFETY SHOWER  
PEOPLE

## DIMENSIONAL DIAGRAM 1350 LITRE

